



A & F Wood Products, Inc

5665 Sterling Drive Howell, Michigan 48843
Phone: 517-545-5811 Fax: 517-545-5633 Toll Free: 800-367-3293
www.afwood.com

Appearance of Doors in Pairs or Set



Pair Matched



Set Matched

Pair Matched

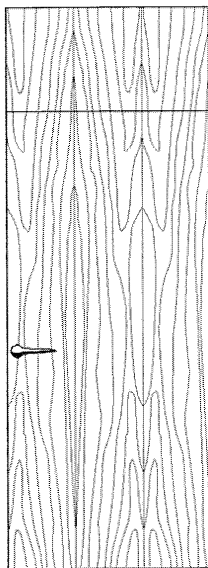
Doors may be specified as paired matched

Set Matched

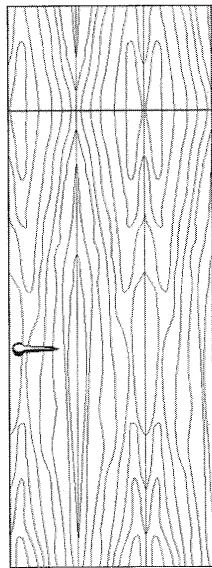
Sets of doors may be specified as matching. Sets consisting of up to eight leaves are typical, consult the manufacturer for additional configurations.

Note: Illustrations show center matched faces. Pairs and sets may also be manufactured with running or balance match faces. Any sequence matching from opening to opening must be specified.

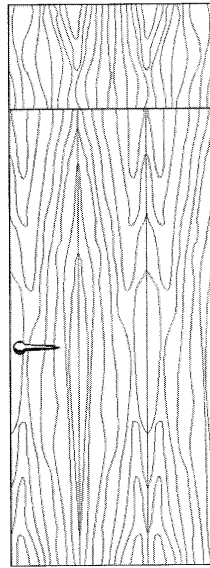
Appearance of Doors with Transoms



Continuous Match



End Match



No Match

Continuous Match

Each single piece of veneer extends from the top of the transom to the bottom of the door. Veneer length may limit this option.

End Match

Single piece of veneer extends from the bottom to the top of the door with a mirror image at the transom.

No Match

Door & Transom do not match in color or grain. By specification only.

Note:

Slight misalignment of veneer grain may occur between the transom and door. A variation of grain alignment from side to side is considered acceptable for transom matching as follows:

Single door and transom: 3/8 in. (9.5 mm)

Pair of doors with single transom: 1/2 in.

(12.7mm)