



TEL: 800-367-3293










FAX: 517-545-5633













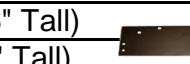







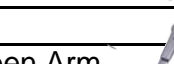



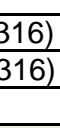








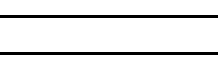







**Price List / Order Form 11-11-09**

|   |                                   |
|---|-----------------------------------|
| <b>Bill to:</b> A & F Wood Products, Inc<br>5665 Sterling Drive<br>Howell, MI 48843 | <b>Order Date :</b> _____         |
|   | <b>Purchase Order # :</b> _____   |
|   | <b>Multiplier :</b> <b>0</b>      |
|   | <b>Requested ship date:</b> _____ |
| <b>Ship to:</b> A & F Wood Products, Inc<br>5665 Sterling Drive<br>Howell, MI 48843 |                                   |

The information transmitted in this Document is intended only for the addressee and may contain confidential and / or privileged material. Any interception, review, retransmission, or other use of, or taking of any action upon this information by persons or entities other than the intended recipient is prohibited by law and may subject them to criminal or civil liability.

| Quantity                                   | Design Hardware Product #       | List Price  | Net Each                           | Total Net |
|--|---------------------------------|---|------------------------------------|-----------|
| <b>Standard Weight Ball Bearing Hinges</b> |                                 |   |                                    |           |
|  | BB5 4.5 x 4.5 x USP - 600       |    |                                    |           |
|  | BB5 NRP 4.5 x 4.5 x USP - 600   |   |                                    |           |
|  | BB5 4.5 x 4.5 x US26D - 652     |  |                                    |           |
|  | BB5 NRP 4.5 x 4.5 x US26D - 652 |   |                                    |           |
|  | BB5 4.5 x 4.5 x US15 - 646      |  |                                    |           |
|  | BB5 NRP 4.5 x 4.5 x US15 - 646  |   |                                    |           |
|  | BB5 4.5 x 4.5 US26 - 651        |  |                                    |           |
|  | BB5 NRP 4.5 x 4.5 x US26 - 651  |   |                                    |           |
|  | BB5 4.5 x 4.5 x US3 - 632       |  |                                    |           |
|  | BB5 NRP 4.5 x 4.5 x US3 - 632   |   |                                    |           |
|  | BB5 4.5 x 4.5 x US4 - 633       |  |                                    |           |
|  | BB5 NRP 4.5 x 4.5 x US4 - 633   |   |                                    |           |
|  | BB5 4.5 x 4.5 x US10B - 640     |  |                                    |           |
|  | BB5 NRP 4.5 x 4.5 x US10B - 640 |   |                                    |           |
|  | BB5 4.5 x 4.5 x US10 - 639      |  |                                    |           |
|  | BB5 NRP 4.5 x 4.5 x US10 - 639  |   |                                    |           |
|  | BB5 NRP 4.5 x 4.5 x US32D - 630 |  |                                    |           |
| <b>Standard Weight Hinges 60 per case</b>  |                                 |   | <b>Net Subtotal Page 1 :</b> _____ |           |

| Quantity   | Design Hardware Product #                      | List Price  | Net Each | Total Net   |
|--|--|---|----------|-------------|
| <b>Specialty Hinges</b>                                    |  |   |          |             |
| <b>Heavy Weight Ball Bearing Hinges</b>                    |  |   |          |             |
|  | BB5-HW NRP 4.5 x 4.5 x US26D - 652             |    |          |             |
|  | BB5-HW NRP 4.5 x 4.5 x US32D - 630             |   |          |             |
|  | <b>Heavy Weight Hinges 48 per case</b>         |   |          |             |
| <b>UL - Spring Hinges</b>                                  |  |   |          |             |
|  | Spring Hinge 4.5 x 4.5 x USP - 600             |    |          |             |
|  | Spring Hinge 4.5 x 4.5 x US26D - 652           |   |          |             |
|  | Spring Hinge 4.5 x 4.5 x US3 - 632             |   |          |             |
|  | Spring Hinge 4.5 x 4.5 x US10B - 640           |   |          |             |
|  | Spring Hinge 4.5 x 4.5 x US15 - 646            |   |          |             |
|  | <b>Spring Hinges 60 per case</b>               |   |          |             |
| <b>Ball Bearing Storefront Hinges - 1/4" Radius Corner</b> |  |   |          |             |
|  | SF-BB5 NRP 4.5 x 4 x US32D (1/4" R.C.)         |    |          |             |
|  | SF-BB5 NRP 4.5 x 4 x US10B (1/4" R.C.)         |   |          |             |
|  | SF-BB5 NRP 4.5 x 4 x US14 (1/4" R.C.)          |   |          |             |
|  | Stainless Steel Base Material on SF-BB5 Hinges |   |          |             |
|  | <b>Ball Bearing Hinges 60 per case</b>         |   |          |             |
| <b>Standard Weight Plain Bearing Hinges</b>                |  |   |          |             |
|  | 5 - 4.5 x 4.5 x US26D - 652                    |   |          |             |
|  | <b>Plain Bearing Hinges 60 per case</b>        |   |          |             |
| <b>Hinge Screws</b>  |  |   |          |             |
|  | USP Machine Screws                             |  |          |             |
|  | USP Wood Screws                                |   |          |             |
|  | US26D Machine Screws                           |   |          |             |
|  | US26D Wood Screws                              |   |          |             |
|  | US10B Machine Screws                           |   |          |             |
|  | US10B Wood Screws                              |   |          |             |
|  | US26 Machine Screws                            |   |          |             |
|  | US26 Wood Screws                               |   |          |             |
|  | US3 Machine Screws                             |   |          |             |
|  | US3 Wood Screws                                |   |          |             |
|  | US10 Machine Screws                            |   |          |             |
|  | US10 Wood Screws                               |   |          |             |
|  | US4 Machine Screws                             |   |          |             |
|  | US4 Wood Screws                                |   |          |             |
|  | US32D Machine Screws                           |   |          |             |
|  | US32D Wood Screws                              |   |          |             |
|  | <b>Priced Each - Packed 24 per bag</b>         |   |          |             |
| <b>Net Subtotal Page 2 :</b>                               |  |   |          | <b>0.00</b> |

| Quantity                              | Design Hardware Product #   | List Price | Net Each | Total Net |
|---------------------------------------|---|------------|----------|-----------|
| <b>Door Closers - Adjustable Size</b> |   |            |          |           |
|                                       | 116 AL Door Closer                           |            |          |           |
|                                       | 116 BZ Door Closer                           |            |          |           |
|                                       | 116 AL Cover                                 |            |          |           |
|                                       | 116 BZ Cover                                 |            |          |           |
|                                       | <b>116 Closers &amp; Covers 10 per case</b>   |            |          |           |
|                                       | 116/100 AL Drop Plate (3 1/2" Tall)          |            |          |           |
|                                       | 116/100 BZ Drop Plate (3 1/2" Tall)          |            |          |           |
|                                       | 116/100 AL Narrow Drop Plate (2 9/16" Tall)  |            |          |           |
|                                       | 116/100 BZ Narrow Drop Plate (2 9/16" Tall)  |            |          |           |
|                                       | <b>Drop Plates 10 per case</b>  |            |          |           |
|                                       | 116 AL Thru Bolts (pack of 4 - 1/4"-20)      |            |          |           |
|                                       | 116 BZ Thru Bolts (pack of 4 - 1/4"-20)      |            |          |           |
|                                       | 116 AL Screw Pack                            |            |          |           |
|                                       | 116 BZ Screw Pack                            |            |          |           |
|                                       | 116 AL Standard Closer Arm                   |            |          |           |
|                                       | 116 BZ Standard Closer Arm                   |            |          |           |
|                                       | 116/316 AL Adjustable Type Hold Open Arm     |            |          |           |
|                                       | 116/316 BZ Adjustable Type Hold Open Arm    |            |          |           |
|                                       | 116/316 AL Friction Type Hold Open Arm      |            |          |           |
|                                       | 116/316 BZ Friction Type Hold Open Arm     |            |          |           |
|                                       | <b>116/316 Hold Open Arms 10 per case</b>   |            |          |           |
|                                       | 116/316 AL PA Bracket (included with 116 & 316)   |            |          |           |
|                                       | 116/316 BZ PA Bracket (included with 116 & 316)   |            |          |           |
|                                       | 316 AL Door Closer                         |            |          |           |
|                                       | 316 BZ Door Closer                         |            |          |           |
|                                       | 316R AL Closer w/ Repl. Plate              |            |          |           |
|                                       | 316R BZ Closer w/ Repl. Plate              |            |          |           |
|                                       | <b>316 Door Closers 6 per case</b>  |            |          |           |
|                                       | 316 AL Regular Arm Drop Plate              |            |          |           |
|                                       | 316 BZ Regular Arm Drop Plate              |            |          |           |
|                                       | 316 AL PA Drop Plate                       |            |          |           |
|                                       | 316 BZ PA Drop Plate                       |            |          |           |
|                                       | 316AL TJ Drop Plate                        |            |          |           |
|                                       | 316BZ TJ Drop Plate                        |            |          |           |
|                                       | <b>Drop Plates 10 per case</b>  |            |          |           |
|                                       | 316 AL Cover                               |            |          |           |
|                                       | 316 BZ Cover                               |            |          |           |
|                                       | 316 AL Screw Pack                          |            |          |           |
|                                       | 316 BZ Screw Pack                          |            |          |           |
|                                       | 316 AL Standard Arm                        |            |          |           |
|                                       | 316 BZ Standard Arm                        |            |          |           |



Net Subtotal Page 3 :

| Quantity | Design Hardware Product # | List Price | Net Each | Total Net |
|----------|---------------------------|------------|----------|-----------|
|----------|---------------------------|------------|----------|-----------|

**Door Closers - Adjustable Size**

|  |   |   |  |  |  |
|--|---|---|--|--|--|
| 416 AL Door Closer                                 |     |   |  |  |  |
| 416 BZ Door Closer                                 |   |   |  |  |  |
| <b>416 Closers 6 per case</b>                      |   |   |  |  |  |
| 416 AL Heavy Duty Arm w/ Deadstop                  |   |    |  |  |  |
| 416 BZ Heavy Duty Arm w/ Deadstop                  |   |   |  |  |  |
| 416 AL Hold Open Arm w/ Deadstop                   |   |   |  |  |  |
| 416 BZ Hold Open Arm w/ Deadstop                   |   |   |  |  |  |
| 416 AL Friction Hold Open Arm                      |   |   |  |  |  |
| 416 BZ Friction Hold Open Arm                      |   |   |  |  |  |
| <b>Heavy Duty &amp; Hold Open Arms 12 per case</b> |   |   |  |  |  |
|  |   |   |  |  |  |
| 416 AL Regular Drop Plate                          |   |    |  |  |  |
| 416 BZ Regular Drop Plate                          |   |   |  |  |  |
| 416 AL T.J. Drop Down Plate                        |   |   |  |  |  |
| 416 BZ T.J. Drop Down Plate                        |   |   |  |  |  |
| 416 AL T.J. Center Drop Plate                      |   |   |  |  |  |
| 416 BZ T.J. Center Drop Plate                      |   |   |  |  |  |
| 416 AL PA Drop Plate                               |   |   |  |  |  |
| 416 BZ PA Drop Plate                               |   |   |  |  |  |
| <b>Drop Plates 10 per case</b>                     |   |   |  |  |  |
|  |   |   |  |  |  |
| 416 AL Blade Stop Spacer                           |    |   |  |  |  |
| 416 AL Shoe Support                                |   |   |  |  |  |
| 416 BZ Blade Stop Spacer                           |   |   |  |  |  |
| 416 BZ Shoe Support                                |   |   |  |  |  |
| 416 AL Screw Pack                                  |   |   |  |  |  |
| 416 BZ Screw Pack                                  |   |   |  |  |  |
| 416 AL PA Bracket                                  |   |  |  |  |  |
| 416 BZ PA Bracket                                  |   |   |  |  |  |
| 416 AL Standard Closer Arm                         |   |  |  |  |  |
| 416 BZ Standard Closer Arm                         |   |   |  |  |  |
| 416 AL Cover                                       |  |   |  |  |  |
| 416 BZ Cover                                       |   |   |  |  |  |


**Fixed Size - Economy Door Closers**

|  |   |  |  |  |
|--|---|--|--|--|
| 103 AL - Size 3 Door Closer                  |  |  |  |  |
| 103 BZ - Size 3 Door Closer                  |   |  |  |  |
| 103BC AL - Size 3 Door Closer w/ Backcheck   |   |  |  |  |
| 103BC BZ - Size 3 Door Closer w/ Backcheck   |   |  |  |  |
| 104 AL - Size 4 Door Closer                  |   |  |  |  |
| 104 BZ - Size 4 Door Closer                  |   |  |  |  |
| 104BC AL - Size 4 Door Closer with Backcheck |   |  |  |  |
| 104BC BZ - Size 4 Door Closer with Backcheck |   |  |  |  |
| 105BC AL - Size 5 Door Closer with Backcheck |   |  |  |  |
| 105BC BZ - Size 5 Door Closer with Backcheck |   |  |  |  |
|  |   |  |  |  |
| 73 AL Door Closer (10 per case)              |  |  |  |  |
| 73 AL Thru Bolts - (4 pack 3/16"-24)         |   |  |  |  |
| 73 BZ Door Closer (10 per case)              |   |  |  |  |
| 73 BZ Thru Bolts - (4 pack 3/16"-24)         |   |  |  |  |


**Fixed Size Closers 10 per case**

Net Subtotal Page 4 :


| Quantity   | Design Hardware Product # | List Price | Net Each | Total Net |
|--|---------------------------|------------|----------|-----------|
| <b>Z Series Cylindrical "Flat Lever" Lever Locks - Grade 1</b> |                           |            |          |           |

|  |   |  |  |
|--|---|--|--|
| Z-86 - F - US26D Storeroom Function                    |   |  |  |
| Z-84 - F - US26D Classroom Function                    |   |  |  |
| Z-82 - F - US26D Entry Function                        |   |  |  |
| Z-76 - F - US26D Privacy Function                      |   |  |  |
| Z-75 - F - US26D Passage Function                      |   |  |  |
| Z-SD - F - US26D Single Dummy                          |  |  |  |
| 2 3/8" x US26D Latchbolt                               |   |  |  |
| 2 3/8" x US26D Springlatch                             |   |  |  |
| <b>Locks packed with 2 3/4" latch &amp; ASA Strike</b> |   |  |  |
| <b>Locks 10 Per Case - Keyed - KA5</b>                 |   |  |  |

|  |  |  |  |
|--|--|--|--|
| <b>D1 Series Cylindrical Deadbolts - Grade 1</b> |  |  |  |
|--|--|--|--|


|   |   |  |  |
|---|---|--|--|
| D1-S x US26D Single Cylinder Deadbolt               |   |  |  |
| D1-D x US26D Double Cylinder Deadbolt               |   |  |  |
| 2 3/8" x US26D Latchbolt                            |   |  |  |
| D1-S x US26 PVD Single Cylinder Deadbolt            |   |  |  |
| D1-D x US26 PVD Double Cylinder Deadbolt            |   |  |  |
| 2 3/8" x US26 PVD Latchbolt                         |  |  |  |
| D1-S x US10B Single Cylinder Deadbolt               |   |  |  |
| D1-D x US10B Double Cylinder Deadbolt               |   |  |  |
| 2 3/8" x US10B Latchbolt                            |   |  |  |
| D1-S x US3 PVD Single Cylinder Deabolt              |   |  |  |
| D1-D x US3 PVD Double Cylinder Deadbolt             |   |  |  |
| 2 3/8" x US3 PVD Latchbolt                          |   |  |  |
| <b>Locks packed with 2 3/4" fixed backset latch</b> |   |  |  |
| <b>24 Locks Per Case - Keyed - KA6</b>              |   |  |  |

|  |  |  |  |
|--|--|--|--|
| <b>D2 Series Cylindrical Deadbolts - Grade 2</b> |  |  |  |
|--|--|--|--|

|   |   |  |  |
|---|---|--|--|
| D2-S x US26D Single Cylinder Deadbolt               |   |  |  |
| D2-D x US26D Double Cylinder Deadbolt               |   |  |  |
| 2 3/8" x US26D Latchbolt                            |   |  |  |
| D2-S x US26 PVD Single Cyl. Deadbolt                |   |  |  |
| D2-D x US26 PVD Double Cyl. Deadbolt                |   |  |  |
| 2 3/8" x US26 PVD Latchbolt                         |  |  |  |
| D2-S x US10B Single Cylinder Deadbolt               |   |  |  |
| D2-D x US10B Double Cylinder Deadbolt               |   |  |  |
| 2 3/8" x US10B Latchbolt                            |   |  |  |
| D2-S x US3 PVD Single Cylinder Deadbolt             |   |  |  |
| D2-D x US3 PVD Double Cylinder Deadbolt             |   |  |  |
| 2 3/8" x US3 PVD Latchbolt                          |   |  |  |
| <b>Locks packed with 2 3/4" fixed backset latch</b> |   |  |  |
| <b>24 Locks Per Case - Keyed KA6</b>                |   |  |  |

Net Subtotal Page 5 :

| Quantity   | Design Hardware Product #                              | List Price | Net Each | Total Net |
|--|--|------------|----------|-----------|
| <b>Grade 2 Locksets</b>  |  |            |          |           |
| <b>X Series Cylindrical "Flat Lever" Lever Locks - Grade 2</b> |  |            |          |           |
|  | X-86 - F - US26D Storeroom Function                    |            |          |           |
|  | X-84 - F - US26D Classroom Function                    |            |          |           |
|  | X-82 - F - US26D Entry Function                        |            |          |           |
|  | X-76 - F - US26D Privacy Function                      |            |          |           |
|  | X-75 - F - US26D Passage Function                      |            |          |           |
|  | X-DD - F - US26D Double Dummy                          |            |          |           |
|  | X-SD - F - US26D Single Dummy                          |            |          |           |
|  | 2 3/8" x US26D Latchbolt                               |            |          |           |
|  | 2 3/8" x US26D Springlatch                             |            |          |           |
|  |  |            |          |           |
|  | X-86 - F - US26 PVD Storeroom Function                 |            |          |           |
|  | X-84 - F - US26 PVD Classroom Function                 |            |          |           |
|  | X-82 - F - US26 PVD Entry Function                     |            |          |           |
|  | X-76 - F - US26 PVD Privacy Function                   |            |          |           |
|  | X-75 - F - US26 PVD Passage Function                   |            |          |           |
|  | X-DD - F - US26 PVD Double Dummy                       |            |          |           |
|  | X-SD - F - US26 PVD Single Dummy                       |            |          |           |
|  | 2 3/8" x US26 PVD Latchbolt                            |            |          |           |
|  | 2 3/8" x US26 PVD Springlatch                          |            |          |           |
|  |  |            |          |           |
|  | X-86 - F - US10B Storeroom Function                    |            |          |           |
|  | X-84 - F - US10B Classroom Function                    |            |          |           |
|  | X-82 - F - US10B Entry Function                        |            |          |           |
|  | X-76 - F - US10B Privacy Function                      |            |          |           |
|  | X-75 - F - US10B Passage Function                      |            |          |           |
|  | X-DD - F - US10B Double Dummy                          |            |          |           |
|  | X-SD - F - US10B Single Dummy                          |            |          |           |
|  | 2 3/8" x US10B Latchbolt                               |            |          |           |
|  | 2 3/8" x US10B Springlatch                             |            |          |           |
|  |  |            |          |           |
|  | X-86 - F - US3 PVD Storeroom Function                  |            |          |           |
|  | X-84 - F - US3 PVD Classroom Function                  |            |          |           |
|  | X-82 - F - US3 PVD Entry Function                      |            |          |           |
|  | X-76 - F - US3 PVD Privacy Function                    |            |          |           |
|  | X-75 - F - US3 PVD Passage Function                    |            |          |           |
|  | X-DD - F - US3 PVD Double Dummy                        |            |          |           |
|  | X-SD - F - US3 PVD Single Dummy                        |            |          |           |
|  | 2 3/8" x US3 PVD Latchbolt                             |            |          |           |
|  | 2 3/8" x US3 PVD Springlatch                           |            |          |           |
|  |  |            |          |           |
|  | <b>Locks packed with 2 3/4" latch &amp; ASA Strike</b> |            |          |           |
|  | <b>Locks 10 Per Case - Keyed - KA5</b>                 |            |          |           |
|  |  |            |          |           |



Net Subtotal Page 6 :


| Quantity  | Design Hardware Product #  |                           | List Price                             | Net Each | Total Net |
|---|--|---------------------------|--|----------|-----------|
| <b>X Series Cylindrical Lever Locks - (Prepared for IC Core)</b>                |  |                           |  |          |           |
|   | X-86IC - F - US26D Storeroom Function  |                           |  |          |           |
|   | X-84IC - F - US26D Classroom Function  |                           |  |          |           |
|   | X-82IC - F - US26D Entry Function  |                           |  |          |           |
|   | X-86IC - C - US26D Storeroom Function  |                           |  |          |           |
|   | X-84IC - C - US26D Classroom Function  |                           |  |          |           |
|   | X-82IC - C - US26D Entry Function  |                           |  |          |           |
| <b>X Series Cylindrical "Curved Lever" Lever Locks</b>                          |  |                           |  |          |           |
|   | X-86 - C - US26D Storeroom Function  |                           |  |          |           |
|   | X-84 - C - US26D Classroom Function  |                           |  |          |           |
|   | X-82 - C - US26D Entry Function  |                           |  |          |           |
|   | X-76 - C - US26D Privacy Function  |                           |  |          |           |
|   | X-75 - C - US26D Passage Function  |                           |  |          |           |
|   | X-DD - C - US26D Double Dummy  |                           |  |          |           |
|   | X-SD - C - US26D Single Dummy  |                           |  |          |           |
| <b>X Series Lever Kit - Available Finishes: US3 PVD, US10B, US26 PVD, US26D</b> |  |                           |  |          |           |
|   | <i>Finish</i>  | <i>Non handed levers</i>  | Each Kit Includes 2 levers             |          |           |
|   |  | Curved for X-75           |  |          |           |
|   |  | Curved for X-76, X-82     |  |          |           |
|   |  | Curved for X-84, X-86     |  |          |           |
|   |  | Half Curve for X-75       |  |          |           |
|   |  | Half Curve for X-76, X-82 |  |          |           |
|   |  | Half Curve for X-84, X-86 |  |          |           |
|   | <i>Finish</i>  | <i>Handing</i>            | <i>Handed Levers: Specify RH or LH</i> |          |           |
|   |  |                           | S-A for X-75                           |          |           |
|   |  |                           | S-A for X-76, X-82                     |          |           |
|   |  |                           | S-A for X-84, X-86                     |          |           |
|   |  |                           | S-B for X-75                           |          |           |
|   |  |                           | S-B for X-76, X-82                     |          |           |
|   |  |                           | S-B for X-84, X-86                     |          |           |
| <b>V Series Cylindrical "Flat Lever" Lever Locks - Grade 2</b>                  |  |                           |  |          |           |
|   | V-86 - F - US26D Storeroom Function  |                           |  |          |           |
|   | V-84 - F - US26D Classroom Function  |                           |  |          |           |
|   | V-82 - F - US26D Entry Function  |                           |  |          |           |
|   | V-76 - F - US26D Privacy Function  |                           |  |          |           |
|   | V-75 - F - US26D Passage Function  |                           |  |          |           |
|   | V-DD - F - US26D Double Dummy  |                           |  |          |           |
|   | V-SD - F - US26D Single Dummy  |                           |  |          |           |
|   | 2 3/4" x US26D Latchbolt   |                           |  |          |           |
|   | 2 3/4" x US26D Springlatch   |                           |  |          |           |
|   | <b>Locks packed with 2 3/8" latch, T Strike &amp; Full Lip Strike with 1/4" R.C.</b> |                           |  |          |           |
|   | <b>10 Locks Per Case - Keyed KA5</b>   |                           |  |          |           |
| <b>I Series - Cylindrical Interconnected Lever Locks - Grade 2</b>              |  |                           |  |          |           |
|   | I-75 - F - US26D Single Locking  |                           |  |          |           |
|   | D2-S - US26D Top x V-75 - F - US26D Bottom   |                           |  |          |           |
|   | I-82 - F - US26D Double Locking  |                           |  |          |           |
|   | D2-S - US26D Top x V-82 - F - US26D Bottom   |                           |  |          |           |

**Locks Packed with 2 3/4" latches, T Strike, Full Lip Strike & Std. D2-S Strike - 6 per Case**

Net Subtotal Page 7 :  
Page 7

| Quantity | Design Hardware Product # |  | List Price | Net Each | Total Net |
|----------|---------------------------|--|------------|----------|-----------|
|----------|---------------------------|--|------------|----------|-----------|

**K2 Cylindrical "Ball Knob" Knob Locks - Grade 2**


|                                      |   |  |  |
|--------------------------------------|---|--|--|
| K2-86 - B - US26D Storeroom Function |   |  |  |
| K2-84 - B - US26D Classroom Function |   |  |  |
| K2-82 - B - US26D Entry Function     |   |  |  |
| K2-76 - B - US26D Privacy Function   |  |  |  |
| K2-75 - B - US26D Passage Function   |   |  |  |
| K2-SD - B - US26D Single Dummy       |   |  |  |
| 2 3/8" x US26D Latchbolt             |   |  |  |
| 2 3/8" x US26D Springlatch           |   |  |  |

|   |  |  |  |
|---|--|--|--|
| K2-86 - B - US26 PVD Storeroom Function |  |  |  |
| K2-84 - B - US26 PVD Classroom Function |  |  |  |
| K2-82 - B - US26 PVD Entry Function     |  |  |  |
| K2-76 - B - US26 PVD Privacy Function   |  |  |  |
| K2-75 - B - US26 PVD Passage Function   |  |  |  |
| K2-SD - B - US26 PVD Single Dummy       |  |  |  |
| 2 3/8" x US26 PVD Latchbolt             |  |  |  |
| 2 3/8" x US26 PVD Springlatch           |  |  |  |

|                                      |  |  |  |
|--------------------------------------|--|--|--|
| K2-86 - B - US10B Storeroom Function |  |  |  |
| K2-84 - B - US10B Classroom Function |  |  |  |
| K2-82 - B - US10B Entry Function     |  |  |  |
| K2-76 - B - US10B Privacy Function   |  |  |  |
| K2-75 - B - US10B Passage Function   |  |  |  |
| K2-SD - B - US10B Single Dummy       |  |  |  |
| 2 3/8" x US10B Latchbolt             |  |  |  |
| 2 3/8" x US10B Springlatch           |  |  |  |

|   |  |  |  |
|---|--|--|--|
| K2-86 - B - US3 PVD Storeroom Function  |  |  |  |
| K2-84 - B - US3 PVD Classroom Function  |  |  |  |
| K2-82 - B - US3 PVD Entry Function  |  |  |  |
| K2-76 - B - US3 PVD Privacy Function  |  |  |  |
| K2-75 - B - US3 PVD Passage Function  |  |  |  |
| K2-SD - B - US3 PVD Single Dummy  |  |  |  |
| 2 3/8" x US3 PVD Latchbolt  |  |  |  |
| 2 3/8" x US3 PVD Springlatch  |  |  |  |
| <b>Note: Locks packed with 2 3/4" latch &amp; ASA Strike. 10 Per Case - Keyed KA5</b> |  |  |  |

**L3T Tubular "Flat Lever" Lever Locks - Grade 3**

|   |   |  |  |
|---|---|--|--|
| L3T-86 - F - US26D Storeroom Function   |   |  |  |
| L3T-84 - F - US26D Classroom Function   |  |  |  |
| L3T-82 - F - US26D Entry Function   |   |  |  |
| L3T-76 - F - US26D Privacy Function   |   |  |  |
| L3T-75 - F - US26D Passage Function   |   |  |  |
| L3T-SD - F - US26D Single Dummy   |   |  |  |
| <b>Note: Locks packed with 6 way latch, T Strike &amp; Full Lip Strike with 1/4" R.C.</b> |   |  |  |
| <b>24 Locks Per Case - Keyed KA6</b>  |   |  |  |

Net Subtotal Page 8 :

| Quantity             | Design Hardware Product #                     | List Price | Net Each | Total Net |
|----------------------|---|------------|----------|-----------|
| <b>Strike Plates</b> |   |            |          |           |
|                      | T Strike US26D                                |            |          |           |
|                      | T Strike US26 PVD                             |            |          |           |
|                      | T Strike US10B                                |            |          |           |
|                      | T Strike US3 PVD                              |            |          |           |
|                      | Full Lip Strike US26D (1/4" radius corner)    |            |          |           |
|                      | Full Lip Strike US26 PVD (1/4" radius corner) |            |          |           |
|                      | Full Lip Strike US10B (1/4" radius corner)    |            |          |           |
|                      | Full Lip Strike US3 PVD (1/4" radius corner)  |            |          |           |
|                      | Full Lip Strike US26D (5/8" radius corner)    |            |          |           |
|                      | Full Lip Strike US26 PVD (5/8" radius corner) |            |          |           |
|                      | Full Lip Strike US10B (5/8" radius corner)    |            |          |           |
|                      | Full Lip Strike US3 PVD (5/8" radius corner)  |            |          |           |
|                      | ASA Strike US26D                              |            |          |           |
|                      | ASA Strike US26 PVD                           |            |          |           |
|                      | ASA Strike US10B                              |            |          |           |
|                      | ASA Strike US3 PVD                            |            |          |           |
|                      | Note: Combination Screws Included             |            |          |           |

|                    |  |  |  |  |
|--------------------|--|--|--|--|
| <b>Accessories</b> |  |  |  |  |
|                    | Key in Lever/knob Cylinder - US26D - 6 pin             |  |  |  |
|                    | Key in Lever/knob Cylinder - US10B - 6 pin             |  |  |  |
|                    | Key in Lever/knob Cylinder - US26 PVD - 6 pin          |  |  |  |
|                    | Key in Lever/knob Cylinder - US3 PVD - 6 pin           |  |  |  |
|                    | For Z, X, V, D1, D2, & KIL Trims                       |  |  |  |
|                    | Z Series Tailpiece                                     |  |  |  |
|                    | X, V, & K2 Series Tailpiece                            |  |  |  |
|                    | D1-S & D2-S Tailpiece                                  |  |  |  |
|                    | D1-D & D2-D Tailpiece                                  |  |  |  |
|                    | KIL Exit Device Trim Tailpiece                         |  |  |  |
|                    | Combination screws for latchbolts, T & Full lip strike |  |  |  |
|                    | Combination screws for ASA Strike                      |  |  |  |
|                    | 1 1/8" - 6 pin US26D Mortise Cylinder                  |  |  |  |
|                    | 1 1/8" - 6 pin US10B Mortise Cylinder                  |  |  |  |
|                    | 1 1/4" - 6 pin US26D Mortise Cylinder                  |  |  |  |
|                    | Rim Cylinder US26D 6 pin - C Keyway                    |  |  |  |
|                    | Rim Cylinder US10B 6 pin - C Keyway                    |  |  |  |

|  |  |           |  |  |
|--|--|-----------|--|--|
| <b>Keys &amp; Keying (NET prices - No discounts Apply)</b> |  |           |  |  |
|  | Keying Charge - GGMK, GMK, MK, KA, KD            | Net price |  |  |
|  | Note: Keying charge includes 2 keys per cylinder | per cyl.  |  |  |
|  | Cut Keys for GGMK, GMK, MK & Change keys         | Net price |  |  |
|  | Key Blanks - C kwy (Box of 50 @ \$4.00 net each) | Net price |  |  |
|  | Key Blanks C kwy (Stamped with Do Not Duplicate) | Net price |  |  |
|  | (Key Blanks are Boxes of 50 @ \$4.00 net each)   |           |  |  |

Net Subtotal Page 9 :

**US26, US26D, US3, US4 - Mortise Locks - Sectional Trim**

| Finish                 | Handing | Lever | Function             |  |  |  |
|------------------------|---------|-------|----------------------|--|--|--|
| <b>Single Cylinder</b> |         |       |                      |  |  |  |
|                        |         |       | M-04 Entry/Office    |  |  |  |
|                        |         |       | M-05 Classroom       |  |  |  |
|                        |         |       | M-07 Storeroom       |  |  |  |
|                        |         |       | M-13 Dormitory       |  |  |  |
|                        |         |       | M-17 Deadlock        |  |  |  |
|                        |         |       | M-18 Deadlock        |  |  |  |
|                        |         |       | M-20 Entry/Apartment |  |  |  |
| <b>Double Cylinder</b> |         |       |                      |  |  |  |
|                        |         |       | M-14 Storeroom       |  |  |  |
|                        |         |       | M-16 Deadlock        |  |  |  |
| <b>Non-Keyed</b>       |         |       |                      |  |  |  |
|                        |         |       | M-01 Passage         |  |  |  |
|                        |         |       | M-19 Privacy         |  |  |  |
|                        |         |       | M-31 Single Dummy    |  |  |  |
|                        |         |       | M-32 Double Dummy    |  |  |  |
|                        |         |       | M-33 SD with case    |  |  |  |
|                        |         |       | M-34 DD with case    |  |  |  |

**US10, US10B, US32, US32D - Mortise Locks - Sectional Trim**

| Finish                 | Handing | Lever | Function             |  |  |  |
|------------------------|---------|-------|----------------------|--|--|--|
| <b>Single Cylinder</b> |         |       |                      |  |  |  |
|                        |         |       | M-04 Entry/Office    |  |  |  |
|                        |         |       | M-05 Classroom       |  |  |  |
|                        |         |       | M-07 Storeroom       |  |  |  |
|                        |         |       | M-13 Dormitory       |  |  |  |
|                        |         |       | M-17 Deadlock        |  |  |  |
|                        |         |       | M-18 Deadlock        |  |  |  |
|                        |         |       | M-20 Entry/Apartment |  |  |  |
| <b>Double Cylinder</b> |         |       |                      |  |  |  |
|                        |         |       | M-14 Storeroom       |  |  |  |
|                        |         |       | M-16 Deadlock        |  |  |  |
| <b>Non-Keyed</b>       |         |       |                      |  |  |  |
|                        |         |       | M-01 Passage         |  |  |  |
|                        |         |       | M-19 Privacy         |  |  |  |
|                        |         |       | M-31 Single Dummy    |  |  |  |
|                        |         |       | M-32 Double Dummy    |  |  |  |
|                        |         |       | M-33 SD with case    |  |  |  |
|                        |         |       | M-34 DD with case    |  |  |  |



Flat



Curved



Tubular






Half Curve



Knob

Net Subtotal Page 10 :



| Quantity                                  | Design Hardware Product #   | List Price | Net Each | Total Net |
|---|---|------------|----------|-----------|
| <b>1000 Series Exit Devices - Grade 1</b> |   |            |          |           |
|   | 1000R US32D 33" Rim Device (4 per case)   |            |          |           |
|   | 1000R US32D 42" Rim Device  |            |          |           |
|   |    |            |          |           |
|   | 1000V US32D 33" SVR Device  |            |          |           |
|   | 1000V US32D 42" SVR Device  |            |          |           |
| <b>Fire Rated 1000 Series</b>             |   |            |          |           |
|   | F1000R US32D 33" Fire Rated Rim Device  |            |          |           |
|   | F1000R US32D 42" Fire Rated Rim Device  |            |          |           |
|   | F1000V US32D 33" Fire Rated SVR   |            |          |           |
|   | F1000V US32D 42" Fire Rated SVR   |            |          |           |
|   | <b>All 1000 Series Exit Devices 4 per case</b>                                      |            |          |           |
| <b>2000 Series Exit Devices - Grade 1</b> |   |            |          |           |
|   | 2000R AL 33" Rim Device (6 Per Case)  |            |          |           |
|   | 2000R AL 42" Rim Device   |            |          |           |
|   |    |            |          |           |
|   | 2000R BZ 33" Rim Device   |            |          |           |
|   | 2000R BZ 42" Rim Device   |            |          |           |
|   | 2000R US32D 33" Rim Device  |            |          |           |
|   | 2000R US32D 42" Rim Device  |            |          |           |
|   | 2000V AL 33" SVR Device   |            |          |           |
|   | 2000V AL 42" SVR Device   |            |          |           |
|   | 2000V BZ 33" SVR Device   |            |          |           |
|   | 2000V US32D 33" SVR Device  |            |          |           |
| <b>Fire Rated 2000 Series</b>             |   |            |          |           |
|   | F2000R AL 33" Fire Rated Rim Device   |            |          |           |
|   | F2000R AL 42" Fire Rated Rim Device   |            |          |           |
|   |  |            |          |           |
|   | F2000R BZ 33" Fire Rated Rim Device   |            |          |           |
|   | F2000R US32D 33" Fire Rated Rim Device  |            |          |           |
|   | F2000V AL 33" SVR Device  |            |          |           |
|   | F2000V BZ 33" SVR Device  |            |          |           |
|   | F2000V US32D 33" SVR Device   |            |          |           |
|   | <b>All 2000 Series Exit Devices 6 per case</b>                                      |            |          |           |













Net Subtotal Page 12 :

|  |   |  |  |
|--|---|--|--|
| LE-08-2 US32D Entry Lever Escutch. Trim                        |      |  |  |
| LE-08A-2 US32D Passage Lever Escutch.                          |   |  |  |
| LE-02DT-2 US32D Dummy Lever Escutch.                           |   |  |  |
| LE-08-2 US10B Entry Lever Escutch. Trim                        |    |  |  |
| LE-08A-2 US10B Passage Lever Escutcheon Trim                   |   |  |  |
| LE-02DT-2 US10B Dummy Lever Escutcheon Trim                    |   |  |  |
| <b>LE Trims 12 Per Case</b>                                    |   |  |  |
| Note: All Lever Escutcheon Trims include a 1 1/8" Mortise Cyl. |   |  |  |
| KIL Entry x US26D Key in Lever w/ Clutch                       |    |  |  |
| KIL Entry for IC x US26D (less core)                           |   |  |  |
| KIL Passage x US26D  |   |  |  |
| KIL Storeroom x US26D Key in Lever w/ Clutch                   |   |  |  |
| KIL Storeroom for IC x US26D (less core)                       |   |  |  |
| KIL Entry x US10B Key in Lever w/ Clutch                       |    |  |  |
| KIL Entry for IC x US10B (less core)                           |   |  |  |
| KIL Passage x US10B  |   |  |  |
| KIL Storeroom x US10B Key in Lever w/ Clutch                   |   |  |  |
| KIL Storeroom x US10B (less core)                              |   |  |  |
| KIK Entry x US26D Key in Knob                                  |    |  |  |
| KIK Passage x US26D  |   |  |  |
| KIK Storeroom x US26D Key in Knob                              |   |  |  |
| <b>KIL &amp; KIK Trims 24 per case</b>                         |   |  |  |
| 2P-02DT US32D Pull without Cylinder Hole                       |   |  |  |
| 2P-03NL US32D Pull with Cylinder Hole                          |   |  |  |
| <b>2P Trims 12 per case</b>                                    |   |  |  |
| 2P-02DT US10B Pull without Cylinder Hole                       |  |  |  |
| 2P-03NL US10B Pull with Cylinder Hole                          |   |  |  |
| <b>2P Trims 12 per case</b>                                    |   |  |  |
| TP-02DT Dummy x US32D TP Pull Trim                             |  |  |  |
| TP-08 Entry x US32D Thumbpiece Trim                            |   |  |  |
| <b>TP Trims 12 per case</b>                                    |   |  |  |
| Note: All Thumbpiece Trims include a 1 1/4" Mortise Cylinder   |   |  |  |
| DFP-02DT AL Double Finger Pull                                 |  |  |  |
| DFP-03NL AL Double Finger Pull                                 |   |  |  |
| DFP-02DT BZ Double Finger Pull                                 |   |  |  |
| DFP-03NL BZ Double Finger Pull                                 |   |  |  |
| DFP-02DT US32D Double Finger Pull                              |   |  |  |
| DFP-03NL US32D Double Finger Pull                              |   |  |  |
| <b>DFP Trims 12 per case</b>                                   |   |  |  |
| FP-03NL US32D Finger Pull                                      |  |  |  |

**Note:** For other lever styles on LE and KIL trims, please contact factory for availability.

Net Subtotal Page 13 :

1000 & 2000 Series Parts & Accessories

|   |   |  |  |
|---|---|--|--|
| Double Door Strike for AL or 32D Finish             |     |  |  |
| Double Door Strike for BZ Finish                    |    |  |  |
| 1000 Series Top Rod for 8' Tall Door for 32D finish |   |  |  |
| 2000 Series Top Rod for 8' Tall Door for AL/32D     |   |  |  |
| 2000 Series Top Rod for 8' Tall Door for BZ Finish  |   |  |  |
| Thru Bolts AL/US32D (pack of 6 for Rim Devices)     |    |  |  |
| Thru Bolts BZ (pack of 6 for Rim Devices)           |   |  |  |
| Thru Bolts AL/US32D (pack of 12 for SVR Devices)    |   |  |  |
| Thru Bolts BZ (pack of 12 for SVR Devices)          |   |  |  |
| Shim Kit for 2000R 1/8" thick                       |    |  |  |
| Shim Kit for 2000V 1/8" thick                       |   |  |  |
| Latchbolt Filler Plate - 1 1/8" x 2 1/4"            |    |  |  |
| ASA Strike Filler Plate - 4 7/8"                    |   |  |  |
| 1000R / 2000R Strike AL/32D                         |   |  |  |
| 1000V / 2000V Top Strike AL/32D                     |   |  |  |
| 1000V / 2000V Bottom Strike AL/32D                  |   |  |  |
| 2000R Strike BZ                                     |    |  |  |
| 2000V Top Strike BZ                                 |    |  |  |
| 2000V Bottom Strike BZ                              |   |  |  |
| 1000 Series End Cap 32D                             |   |  |  |
| 2000 Series End Cap AL                              |   |  |  |
| 2000 Series End Cap BZ                              |   |  |  |
| 2000 Series End Cap 32D                             |   |  |  |
| 2000R AL/32D Screw Pack                             |   |  |  |
| 2000V AL/32D Screw Pack                             |   |  |  |
| 2000R BZ Screw Pack                                 |  |  |  |
| 2000V BZ Screw Pack                                 |   |  |  |
| 1000R 32D Screw Pack                                |   |  |  |
| 1000V 32D Screw Pack                                |   |  |  |
| Rim Cylinder US26D - C Keyway                       |  |  |  |
| Rim Cylinder US10B - C Keyway                       |   |  |  |
| Note: Rim Cylinders for use with 03NL pull trims    |   |  |  |
| Mortise Cylinder US26D - 6 pin - C Keyway - 1 1/8"  |   |  |  |
| Mortise Cylinder US10B - 6 pin - C Keyway - 1 1/8"  |   |  |  |
| Note: 1 1/8" Mortise cylinders for use LE Trim      |   |  |  |
| Mortise Cylinder US26D - 6 pin - C Keyway - 1 1/4"  |  |  |  |
| Note: 1 1/4" Mortise Cylinders for use TP Trim      |   |  |  |

Notes: \_\_\_\_\_  
 \_\_\_\_\_  
 \_\_\_\_\_  
 \_\_\_\_\_

Net Subtotal Page 14 :

Total Net: